

Wall-mounted inverter split system air conditioning

Installing a split system is an ideal solution to cool or heat just one room or area of your home or office.

Braemar offers a wide range of inverter split system air conditioners to suit your home:








- Premium range includes 5 models, from 2.6 kW to 8.0 kW in cooling capacity. This range is more economical to run than the universal range using up to 9% less energy as well as offering up to 9% greater efficiency.
- Universal range includes 6 models, ranging from 2.6 kW to 8.0 kW in cooling capacity.

The sleek design of the indoor wall-mounted unit will complement the modern surroundings of your home or office.

Premium range

Indoor unit features and benefits








-  7 fan settings
-  'I Feel' wireless remote control (temperature sensor in controller)
-  3D airflow, vertical and horizontal motorised louvers
-  1 watt standby power consumption*
-  Auto restart
-  Quiet mode
-  Turbo mode

*Applicable for 5.3 kW, 7.0 kW, 8.0 kW models only.

Universal range

Indoor unit features and benefits



-  5 fan settings
-  'I Feel' wireless remote control (temperature sensor in controller)
-  Motorised vertical louvers, up-down airflow
-  Auto restart
-  Turbo mode



Braemar inverters provide a range of benefits over conventional start/stop systems:

- ✓ Greater energy savings
- ✓ Greater comfort
- ✓ Quieter operation

Outdoor unit

Features and benefits



- DRED (RJ45 connector)
- Long pipe runs (up to 30m)
- DC fan motor and DC compressor
- Slim design
- Single drain connection point
- Wide outdoor operating range from a freezing -15 °C to a scorching 48 °C (refer to full product specifications)

Specifications

Premium range

Model	Dimensions (indoor)			Capacity	
	Width	Height	Depth	Cool	Heat
	mm	mm	mm	kW	kW
MSHV25D1S	806	292	209	2.60 0.70-3.10	3.00 0.60-3.50
MSHV35D1S	866	292	209	3.50 1.00-4.00	4.00 1.40-4.20
MSHV53D1S	1018	319	230	5.30 1.00-6.50	5.80 1.00-7.30
MSHV71D1S	1178	326	264	7.00 1.20-8.00	7.40 1.40-10.00
MSHV80D1S	1178	326	264	8.00 1.20-8.80	8.40 1.30-11.00

Warranty

Every single Braemar unit is made from premium grade materials and supported by a comprehensive factory-backed warranty. While our engineering and quality control procedures mean we don't think you'll ever need to use it, our warranty is there for your protection... and peace of mind.

Universal range

Model	Dimensions (indoor)			Capacity	
	Width	Height	Depth	Cool	Heat
	mm	mm	mm	kW	kW
BSHV25D1S	845	275	180	2.60 0.80-3.70	2.80 0.80-3.80
BSHV35D1S	845	275	180	3.50 0.90-3.90	3.85 1.20-4.00
BSHV50D1S	940	298	200	5.20 0.65-6.00	5.85 0.97-7.00
BSHV60D1S	1007	315	219	6.30 0.70-7.00	6.30 0.95-8.00
BSHV70D1S	1178	326	253	7.00 1.40-8.70	7.50 1.05-10.00
BSHV80D1S	1178	326	253	8.00 1.40-8.70	8.40 1.50-10.00

5 YEAR
COMPREHENSIVE
WARRANTY

MEPS
COMPLIANT

DRED
FEATURE